



New STA for Sample Observation During Measurement

2014. 08

Let's make your imagined world visible!

In conventional STA (Simultaneous Thermogravimetric Analyzer), it is not possible to observe the sample directly while it is being measured, because it is installed in a ceramic furnace.

In addition to the TG and DTA (or DSC) signals, real-time observation of the sample can be very helpful for data interpretation.

The STA7200RV has a sample viewing port in the furnace, allowing real-time observations up to 1000 °C during measurements.




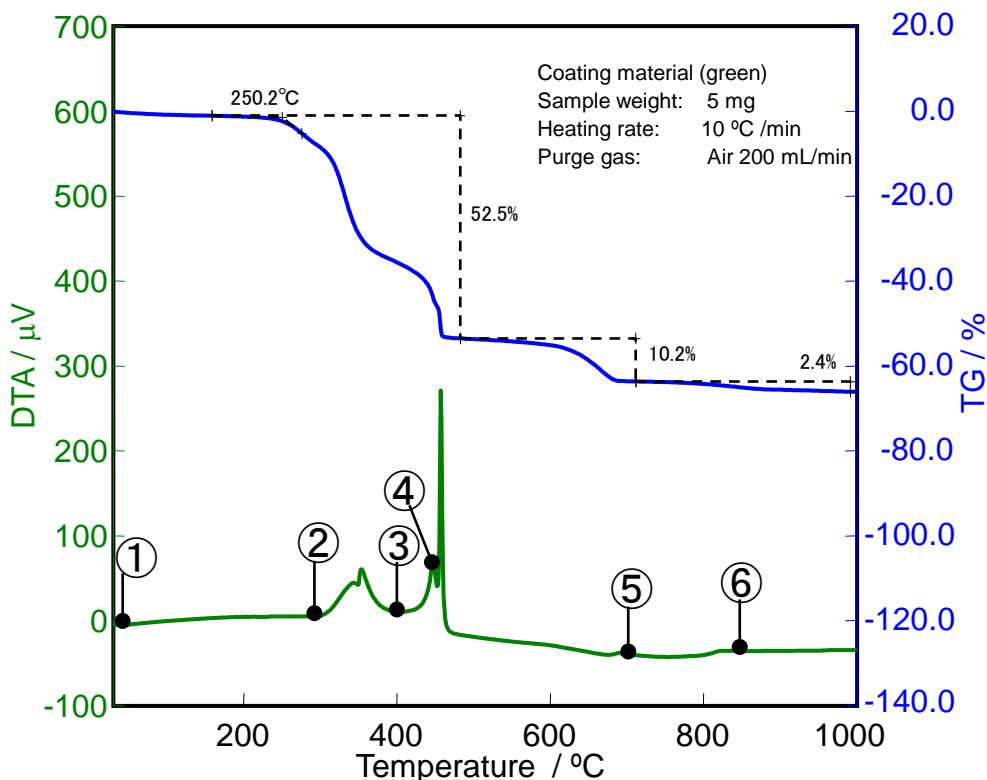
Simultaneous Thermogravimetric Analyzer with sample observation unit STA7200RV+RV-2TG

Results




Furnace with sample viewing port

The amount of a component (e.g., organic, inorganic) can be determined from the TG curve. Simultaneously, changes in shape, color, and dimension due to reactions can be directly observed.



Sample changed from green to black and shrank.



Sample became gray and reflective.

Sample became whiter and expanded slightly.